



SCAN THE  
QR CODE WITH YOUR  
SMARTPHONE



**USER GUIDE TO  
ONE UNIVERSAL  
SEARCH FOR ALL  
RESOURCES  
AT THE USM  
LIBRARY, USING THE  
WORLDCAT DISCOVERY  
SERVICES**



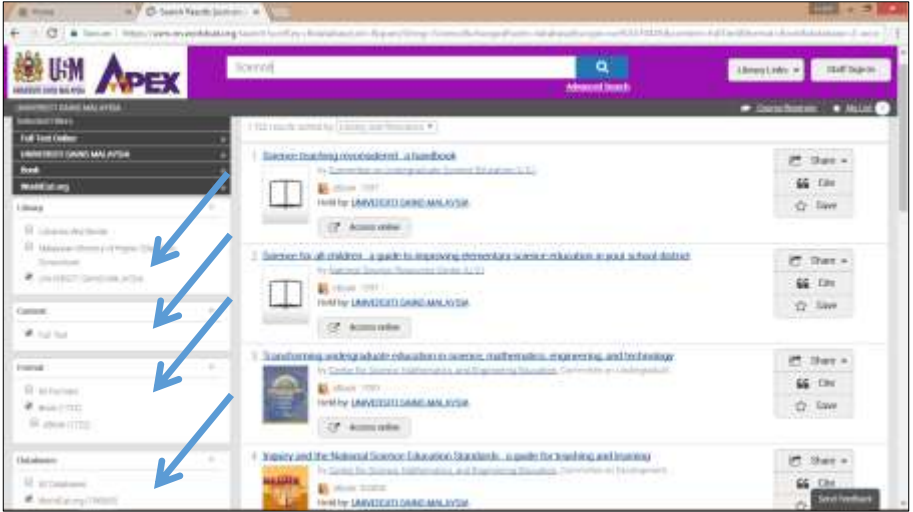
**WorldCat<sup>®</sup>**  
Discovery Services

**DID YOU KNOW THAT IT ONLY TAKES YOU 1 SEARCH  
TO ALL OUR RESOURCES NOW?**

Powered by OCLC WorldCat Discovery Services, searching through ALL our Library's resources from printed, e-Resources, digital, theses and many more takes only as much as A SINGLE SEARCH...IT SAVES YOU TIME!

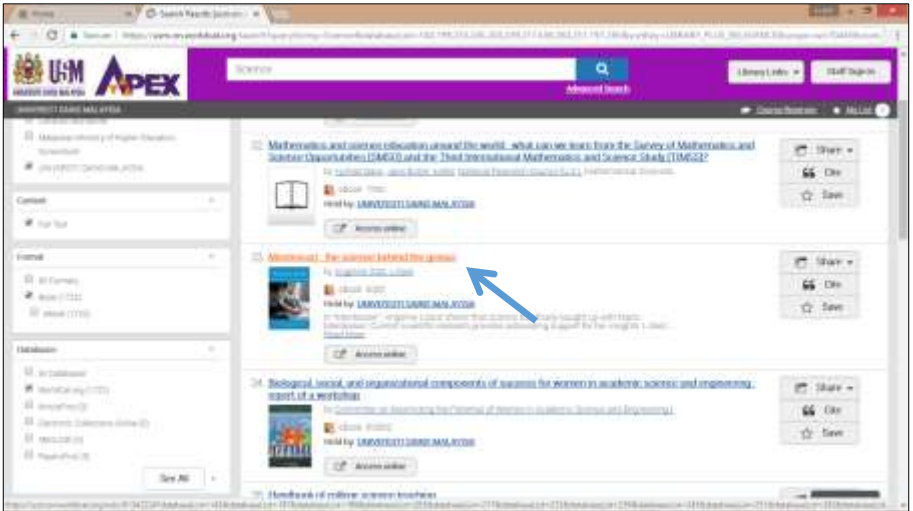
Step 3:

You will see the result page as shown below. To select the Library source, Format and the Database; we are showing results from selection of: Universiti Sains Malaysia, full text and book types of format on WorldCat database.

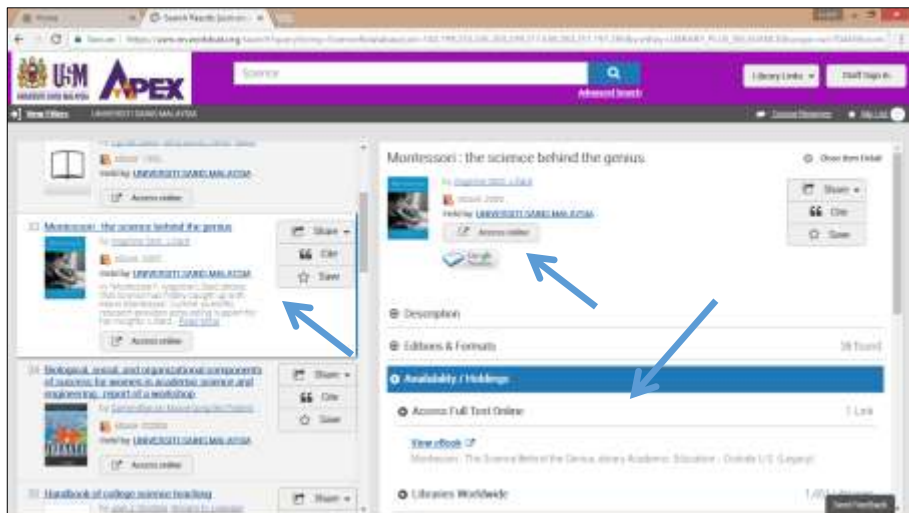


Step 4:

Select the title result, for example, #33 "Montessori: the science behind the genius".

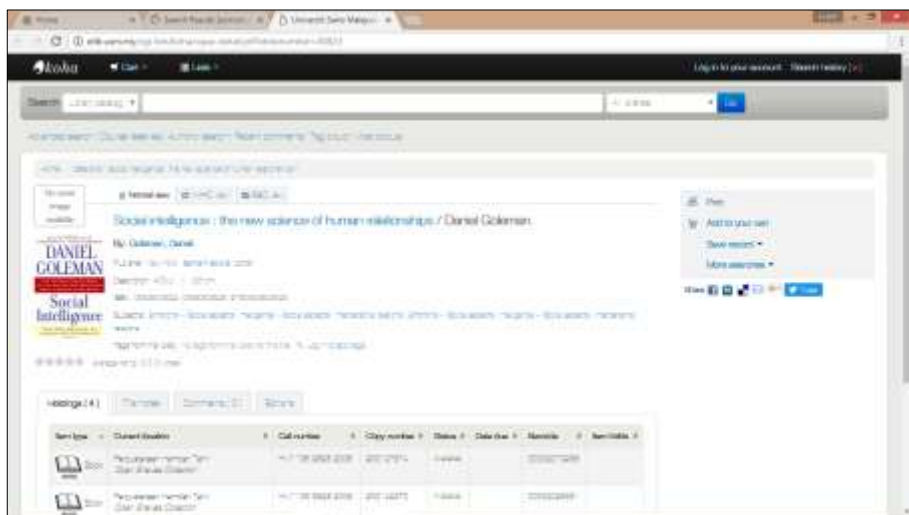


Shown below is the result page of your selection. On the left is the list of all titles' result, on the right is the selected title with description. Service will indicate whether or not it is available in your library. This page will show you, which other libraries hold the item if it is not available at USM.



Step 5:

If the title is held by your library, you can click the hyperlink "Universiti Sains Malaysia" at **Held by** and it will bring you to your library OPAC whereby you can check the availability, location and place holding.



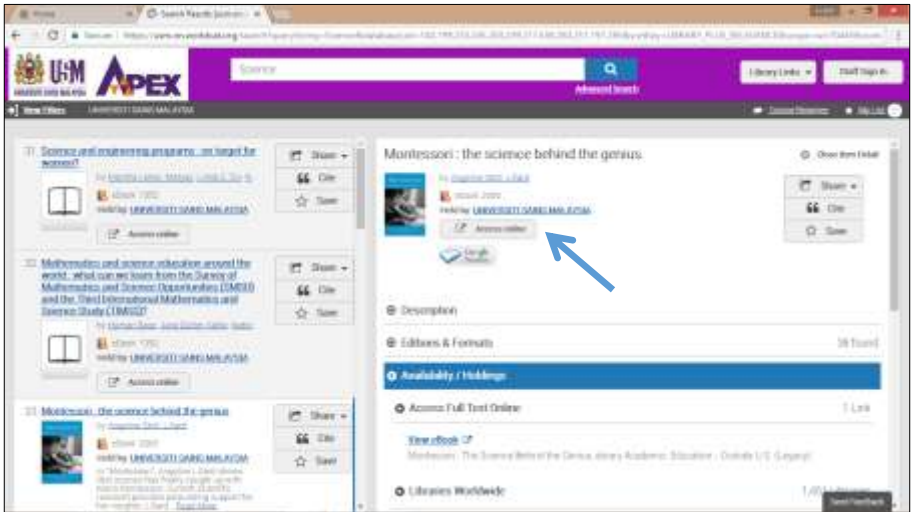
Step 6:

If the title has a Google eBook edition, there will be a Google Preview button appearing. You may click the button to view the Google eBook for full text. However whether you can view the full text for the entire book or only certain chapters is at the discretion of Google.



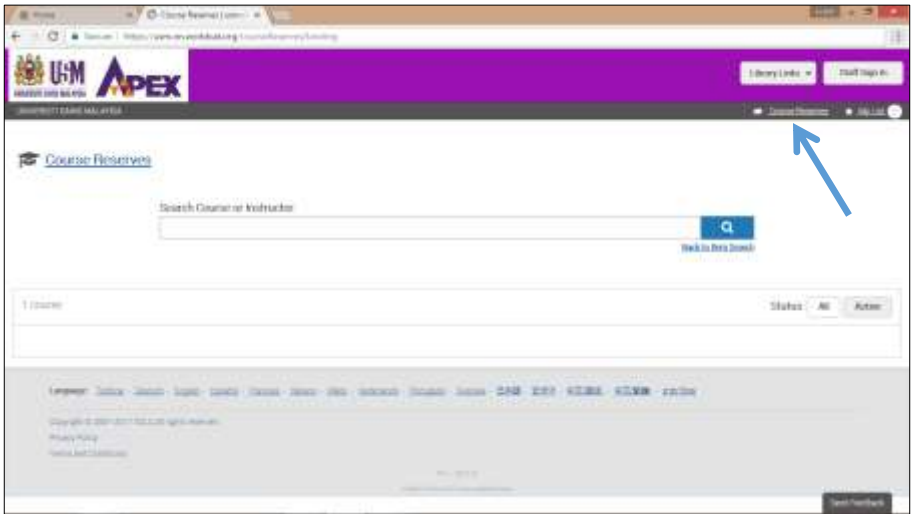
Step 7:

If the title is an ebook or ejournal, there will be an Access online button appearing. Clicking the Access online button will bring you to the full text if you are within the campus. You will be redirected to Ezyproxy login page if you are outside the campus.



## Courses Reserves

For lecturers to add course materials for students.



WorldCat Discovery Services deliver an interface that meets end user expectations, while maintaining the expert capabilities researchers and library staff require. The interface is device-independent and automatically adjusts for use across desktops, laptops, tablets and smartphones. There is no need for apps or different URLs for the interface to display appropriately.

To access your USM WorldCat Discovery from your mobile device, just type <https://usm.on.worldcat.org> at your device's browser.



## Learn More

To learn more, visit this link for a quick self-training on how to perform basic search in WorldCat Discovery:

Basic:

<http://www.oclc.org/support/training/portfolios/discovery/worldcat-discovery/tutorials/search-worldcat-discovery.en.html>

Advanced Search:

<http://www.oclc.org/support/services/discovery/documentation/adv-search.en.html>

## Questions

Refer to our Librarian(s) if you have any further questions during our opening hours.

**Find us at:**



<https://www.facebook.com/WCDServices>

**Thank you.**

**PROUDLY SPONSORED BY  
MINISTRY OF HIGHER EDUCATION**

 **WorldCat<sup>®</sup>**  
**Discovery Services**



**One search box for  
your collection and  
the world's libraries**

**Tons of content**

Access to more than 2.2 billion items  
from authoritative content sources

**Find it *and* get it, easily**

Integrates with your ILS, authentication  
and delivery services

**Integrated link resolution**

Inbound/outbound, plus A-Z journal list

**Mobile-ready interface**

Responsive design automatically adjusts  
for desktops, tablets and mobile

**Greater visibility online**

Partnerships with popular websites put  
your resources where your users are

 **OCLC<sup>™</sup>**  
